





BENVENUTA PRIMAVERA!


Maestra Silvia



Completa l'albero unendo il
tratteggio poi incolla dei fiori sulla
chioma

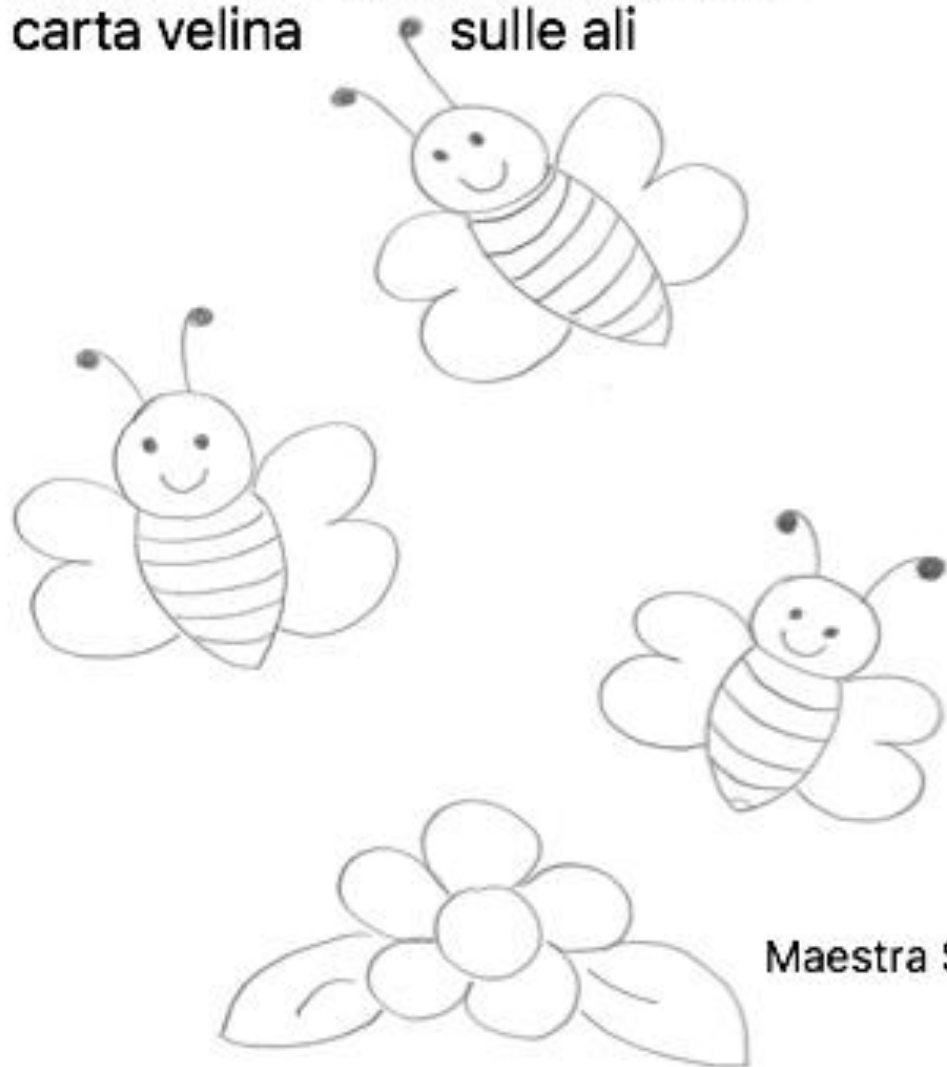


**Colora l'ape e poi ritaglia le ali, gli occhi
e la testa e incollale al loro posto**



Maestra Silvia

Colora il disegno e incolla della
carta velina sulle ali




Maestra Silvia



Traccia il percorso più breve
per fare arrivare
la coccinella al
fiore


Maestra Silvia



**Colora la farfalla con la
tecnica che preferisci**

Maestra Silvia

Colora il fiore con le tempere e incolla
palline di carta crespata verde
nel gambo



Maestra Silvia

Colora con la matita colorata rossa e poi
ripassa i puntini con il pennarello nero




Maestra Silvia

Colora solo il fiore più grande e la farfalla più piccola



Maestra Silvia




Colora i pezzi della giraffa.
Con l'aiuto dei tuoi genitori, ritagliali
e ricomponi la giraffa.

Maestra Donatella


Aiuta il coniglietto a raggiungere la carota!
Colora la strada piú corta.

Maestra Donatella









Colora di verde la tartaruga e poi attacca tanti pezzettini di carta marrone sul guscio.

Maestra Donatella






Colora solo gli elementi di colore rosso.
Maestra Donatella



Colora le figure. Con l'aiuto dei tuoi genitori ritaglia le immagini sotto alla riga e incollale al posto giusto.





Maestra Donatella



Collega ogni ape ad un fiore.

Colora il disegno.

Maestra Donatelia



Maestra Silvia



Colora il pulcino e incolla dei pezzi di guscio d'uovo sul suo guscio