



*COLORA IL PAESAGGIO DI PRIMAVERA A TUO PIACIMENTO*




Maestra Eleonora

*DIPINGI LE FARFALLE GRANDI DI ROSSO E QUELLE PICCOLE DI GIALLO*




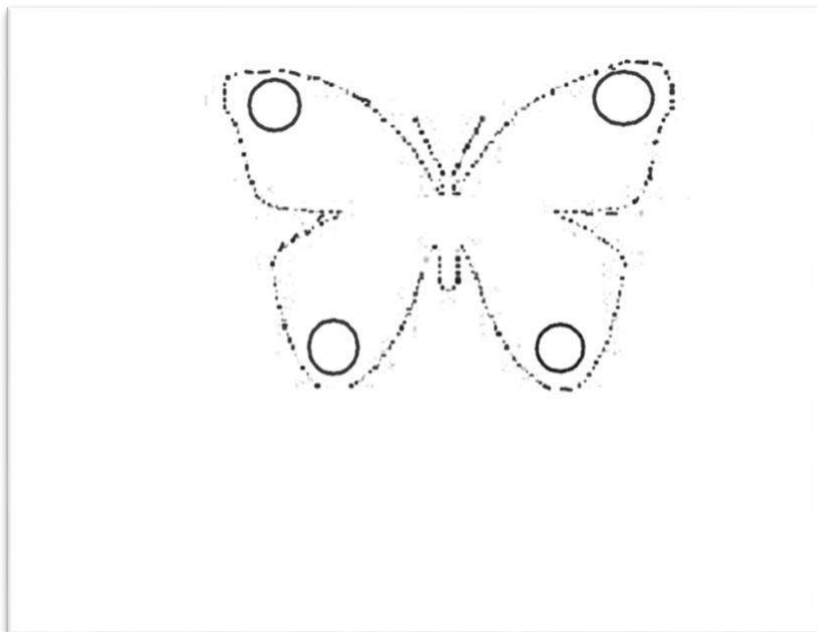
Maestra Eleonora

*CERCHIA L'OGGETTO PIU' IN ALTO E COLORA QUELLO PIU' IN BASSO*

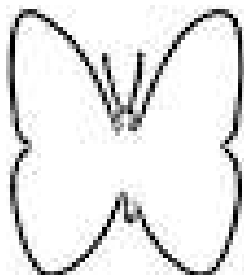

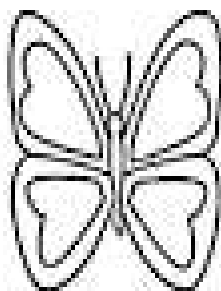
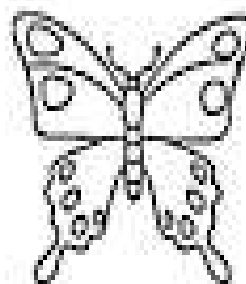



*UNISCI I TRATTINI PER FORMARE LE FARFALLE, POI CONTA QUANTI CERCHIETTI VEDI:*

*1, 5, 8 CERCHIETTI?*



*INDOVINA QUALE FORMA HANNO QUESTE FARFALLE...  
COLORALE A PIACERE E POI COLLEGA OGNI FARFALLA ALLA  
FORMA CORRISPONDENTE*



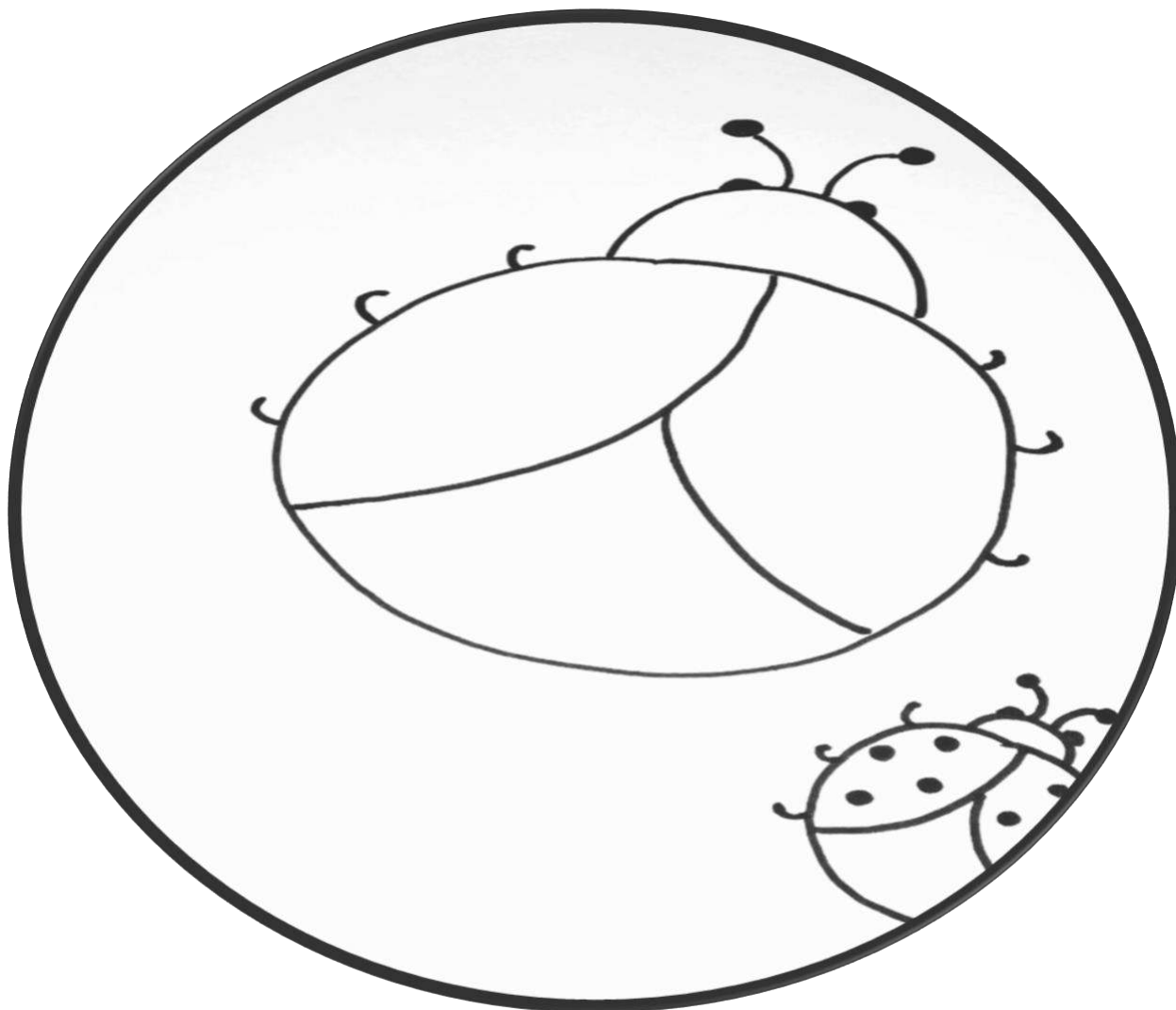
Maestra Eleonora

*DIVERTITI A DISEGNARE UN FIORELLINO PER OGNI GAMBO*




Maestra Eleonora

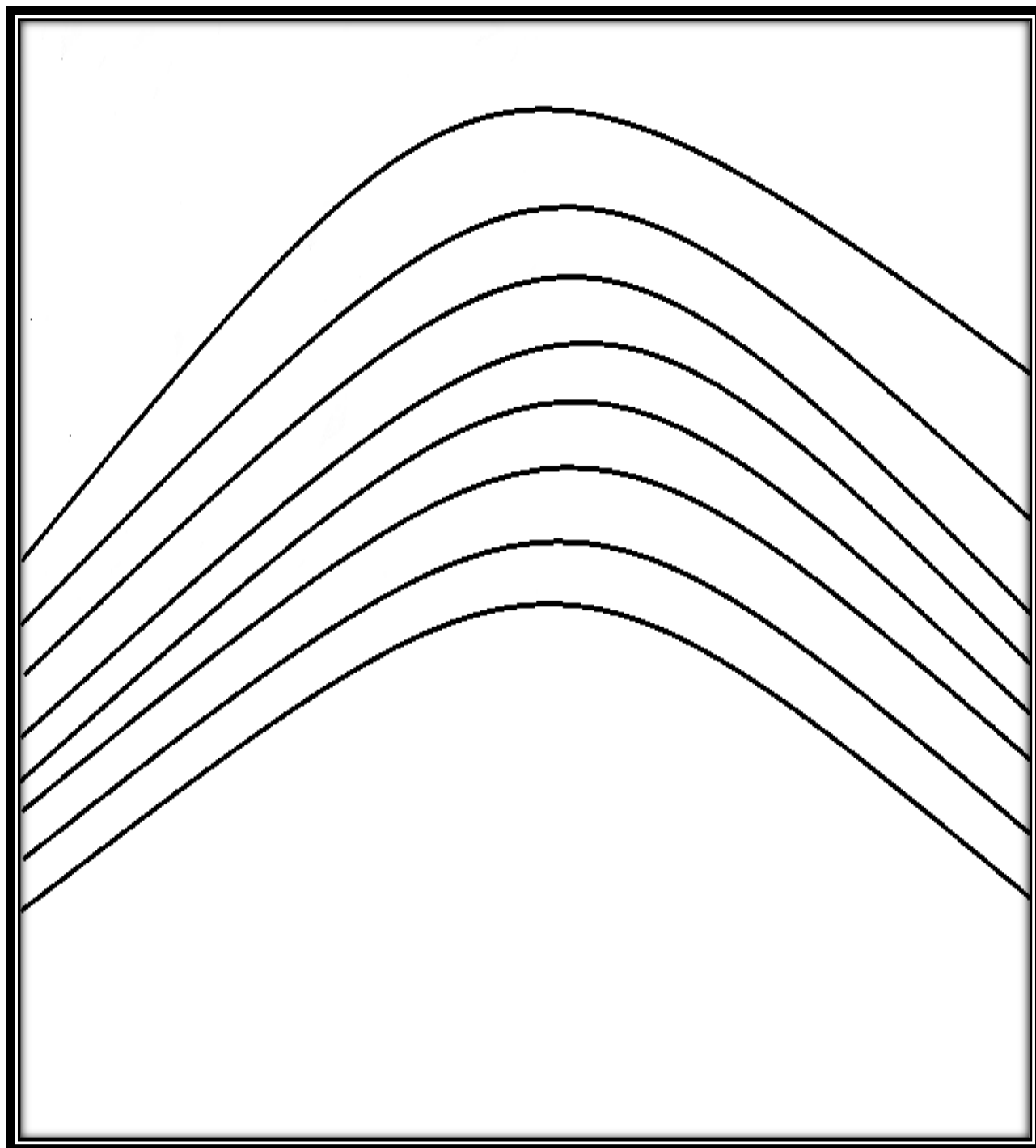
*DISEGNA TANTI PICCOLI PALLINI NERI SULLE ALI DI MAMMA COCCINELLA, PROPRIO COME QUELLI CHE HA LA SUA PICCOLINA. POI FINISCI DI COLORARE CON IL ROSSO.*



*QUESTI FIORELLINI SONO MOLTO PROFUMATI E HANNO ATTIRATO  
TANTE FARFALLE... DISEGNALE TU*

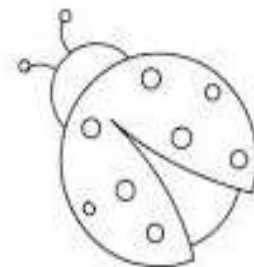




*VUOI REALIZZARE UN PICCOLO QUADRO?  
COLORA CON LA TECNICA CHE PREFERISCI L'ARCOBALENO E  
SOTTO DISEGNATI INSIEME AI TUOI AMICI*





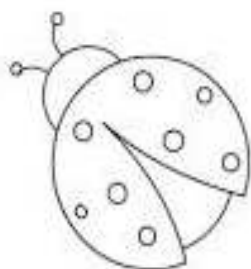
Maestra Eleonora

*COLORA E DECORA COME PREFERISCI...  
PUOI REALIZZARE ALTRE FARFALLE, FIORI O COCCINELLE.  
DIVENTERA' LA COPERTINA DEL TUO LIBRO SULLA PRIMAVERA!*



**E'**

**PRIMAVERA**



Maestra Eleonora